

# Electrodermal Activity (EDA) Sensor Datasheet

EMG 03092020

## SPECIFICATIONS

- > Range: 0-25 $\mu$ S (@VCC=3V)
- > Bandwidth: 0-3Hz
- > Consumption:  $\pm$ 0.1mA
- > Input Bias Current:  $\pm$ 70pA
- > CMRR: 130dB
- > Measurement: continuous
- > Current: DC




Fig. 1. BIOSIGNALSPLUX EDA SENSOR (STANDARD VERSION).

## FEATURES

- > Skin resistance measurement
- > Unobtrusive & lightweight sensor
- > Pre-conditioned analog output
- > High signal-to-noise ratio
- > Ready-to-use form-factor
- > Medical-grade raw data output

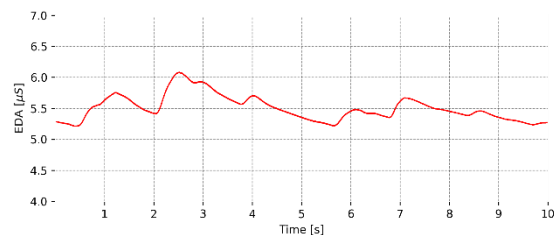


Fig. 2. Typical raw EDA data (acquired with biosignalsplux).

## APPLICATIONS

- > Life sciences studies
- > Sympathetic nervous system monitoring
- > Human-Computer Interaction
- > Affective computing
- > Psychophysiology
- > Biomedical device prototyping
- > Arousal detection
- > Emotional cartography
- > Physiology studies
- > Relaxation biofeedback

## GENERAL DESCRIPTION

The biosignalsplux EDA sensor is capable of accurately measuring the electrical properties of the skin which changes. These changes are caused by alterations in sweat secretion and sweat gland activity as a result of changing sympathetic nervous system activity. The low-noise signal conditioning and amplification circuit design provide optimal performance in the detection of even the most feeble electrodermal skin response events.

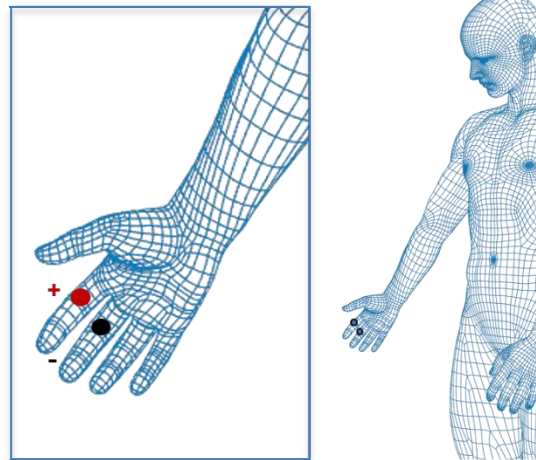


Fig. 3. Example EDA placement on the index and middle finger.

## APPLICATION NOTES

The biosignalsplux EDA sensor is designed to acquire the change of skin activity such as sweat with two measuring electrodes. One example is the placement of the electrodes on the anterior side of the hand on two adjacent

**biosignalsplux**  
wearable body sensing platForm

PLUX – Wireless Biosignals, S.A.  
Av. 5 de Outubro, n. 70 – 2.  
1050-059 Lisbon, Portugal  
plux@plux.info  
<http://biosignalsplux.com/>

REV B

© 2020 PLUX

This information is provided "as is," and we make no express or implied warranties whatsoever with respect to functionality, operability, use, fitness for a particular purpose, or infringement of rights. We expressly disclaim any liability whatsoever for any direct, indirect, consequential, incidental or special damages, including, without limitation, lost revenues, lost profits, losses resulting from business interruption or loss of data, regardless of the form of action or legal theory under which the liability may be asserted, even if advised of the possibility of such damages.

# Electrodermal Activity (EDA) Sensor Data Sheet

EMG 0309202

fingers of interest (see Fig. 3). The electrodes are then connected to the sensor cable of the EDA sensor.

## TRANSFER FUNCTION

[0 $\mu$ S, 25 $\mu$ S]

$$EDA(\mu S) = \frac{ADC}{2^n} \times \frac{VCC}{0.12}$$

$$EDA(S) = EDA(\mu S) \times 1 \times 10^{-6}$$

VCC = 3V (operating voltage)

EDA( $\mu$ S) – EDA value in microsiemens ( $\mu$ S)

EDA(S) – EDA value in in siemens (S)

ADC – Value sampled from the channel

n – Number of bits of the channel<sup>1</sup>

## ELECTRODE CONNECTIONS

Electrode Cable	+	-
Sleeve Color	Red	Black

## PHYSICAL CHARACTERISTICS

> W1 x L1 x H1:	1.6x2.2x0.5cm	> W2 x L2 x H2:	1.5x1.75x0.55cm
> W3:	0.9cm	> L3:	0.5cm
> A1:	105.0 $\pm$ 0.5cm	> A2:	5.0 $\pm$ 0.5cm
> A3:	5.0 $\pm$ 0.5cm	> D:	0.4cm
> Available sleeve colors:	White, Black, Blue, Green, Red, Yellow, Gray, and Brown		
> Weight:	13g		

<sup>1</sup> The number of bits for each channel depends on the resolution of the Analog-to-Digital Converter (ADC); in biosignalsplux the default is 16-bit resolution (n=16), although 12-bit (n=12) and 8-bit (n=8) may also be found.

# Electrodermal Activity (EDA) Sensor Data Sheet

EMG 0309202

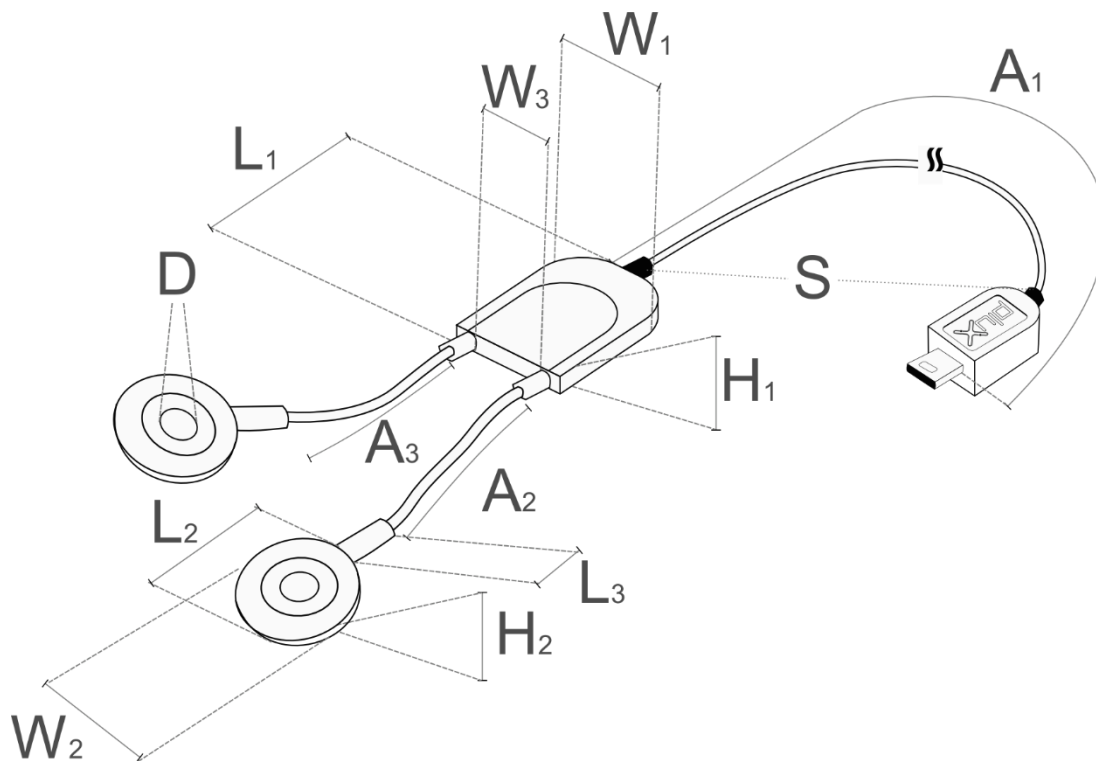


Figure 1: Physical characteristics of the standard Electrodermal Activity (EDA) sensor.

## ORDERING GUIDE

Reference	Package Description
SENPRO-EDA1	Electrodermal Activity (EDA) sensor with standard physical characteristics and a random cable sleeve color
SENPRO-EDA1-A1-A2-A3-S	Electrodermal Activity (EDA) sensor built with custom lengths A1, A2 and/or A3 (all in cm), and custom sleeve color S; for standard physical characteristics in A1, A2, A3, or S use 0.  Examples: > EDA1-200-0-0-0: Otherwise all-standard EDA sensor except for a 200cm cable A1 > EDA1-0-0-0-Yellow: Otherwise all-standard EDA sensor except for a yellow cable sleeve > EDA 1-50-10-10-Red: Fully custom EDA sensor with a 50cm cable A1, 10cm electrode cables A2 & A3, and a red cable sleeve